



SB0906, SB0908 SERIES

Shielded SMD Power Inductors

FEATURES

- Magnetic Shielded Surface Mount Inductor with High Current Rating.
- Low Resistance to Keep Power Loss Minimum.

OPTIONS

- Tape & Reel is Standard (Qty:SB0906: 600pcs, SB0908:400pcs)
- Bulk packaging Available for Smaller Quantities
- Tolerance: M=20%, Y=15% is Standard, Lower Tolerances Available

APPLICATIONS

- Excellent for power line DC-DC conversion
- Applications used in power switching
- Personal computers and other Handheld electronic equipment

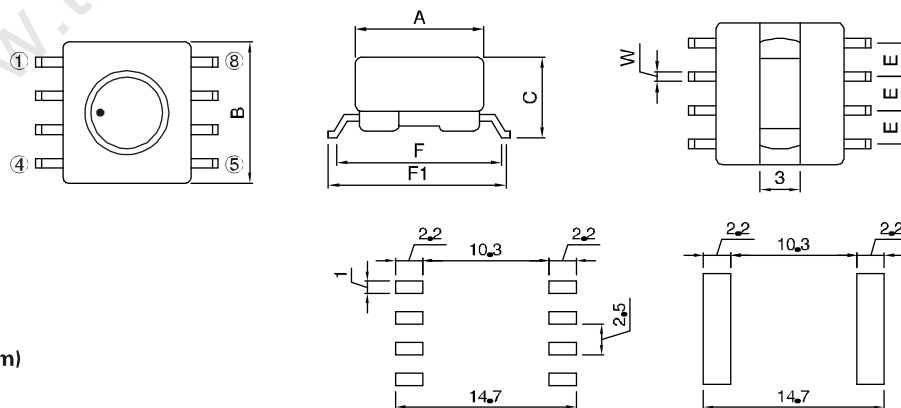
Part Number SB0906	Inductance μH	Q ref.	Test Freq		SRF MHZ Nom.	DCR Ohm max.	IDC A max.	Part Number SB0906	Inductance μH	Q ref.	Test Freq		SRF MHZ Nom.	DCR Ohm max.	IDC A max.
			L	Q							L	Q			
2R7M	2.70 ± 20%	23	1K	7.96	85.00	0.032	3.200	560M	56.00 ±	35	1K	2.520	12.00	0.300	0.930
3R5M	3.50 ± 20%	23	1K	7.96	80.00	0.036	2.900	680M	68.00 ±	40	1K	2.520	9.00	0.350	0.850
4R7M	4.70 ± 20%	23	1K	7.96	70.00	0.040	2.700	820M	82.00 ±	40	1K	2.520	8.00	0.370	0.780
5R6M	5.60 ± 20%	23	1K	7.96	57.00	0.046	2.500	101Y	100.0 ±	40	1K	0.796	7.50	0.420	0.700
6R8M	6.80 ± 20%	23	1K	7.96	38.00	0.050	2.300	120Y	120.0 ±	40	1K	0.796	7.00	0.480	0.650
8R2M	8.20 ± 20%	23	1K	7.96	30.00	0.055	2.100	150Y	150.0 ±	40	1K	0.796	6.00	0.550	0.600
100M	10.00 ±	35	1K	2.520	29.00	0.080	1.800	180Y	180.0 ±	40	1K	0.796	5.50	0.820	0.520
120M	12.00 ±	35	1K	2.520	26.00	0.085	1.700	221Y	220.0 ±	40	1K	0.796	5.00	1.000	0.480
150M	15.00 ±	35	1K	2.520	29.00	0.100	1.600	270Y	270.0 ±	40	1K	0.796	5.00	1.100	0.440
180M	18.00 ±	35	1K	2.520	22.00	0.110	1.500	331Y	330.0 ±	40	1K	0.796	4.50	1.300	0.400
220M	22.00 ±	35	1K	2.520	19.00	0.130	1.400	391Y	390.0 ±	40	1K	0.796	4.20	1.400	0.380
270M	27.00 ±	35	1K	2.520	17.00	0.140	1.300	471Y	470.0 ±	40	1K	0.796	4.00	1.600	0.350
330M	33.00 ±	35	1K	2.520	15.00	0.150	1.200	561Y	560.0 ±	60	1K	0.796	3.20	2.700	0.280
390M	39.00 ±	35	1K	2.520	14.00	0.160	1.100	681Y	680.0 ±	60	1K	0.796	2.70	3.200	0.250
470M	47.00 ±	35	1K	2.520	12.00	0.180	1.000	821Y	820.0 ±	85	1K	0.796	2.60	3.500	0.230

• Materials:

1. Core: Ferrite DR Core & RI Core
2. Wire: Enamelled Copper Wire
3. Base: LCP E4008
4. Terminal: Tinned Copper Plate
5. Adhesive: Epoxy Resin

• General Specification:

1. Storage Temperature: -40°C - +125°C
2. Operation Temperature: -40°C - +105°C
3. Rated Current: Base on Temperature & ΔL/L0A=10%max
4. Resistance to solder heat: 260°C, 10 secs.



Dimensions(mm)

Series	A	B	C	E	F	F1	W
SB0906	9.50 ± 0.3	10.50+0	6.00 ± 0.3	2.50 ± 0.3	11.0 ± 0.3	12.7 ± 0.8	0.7 ± 0.1
SB0908	9.50 ± 0.3	10.50+0	7.50 ± 0.3	2.50 ± 0.3	11.0 ± 0.3	12.7 ± 0.8	0.7 ± 0.1



SB 0906 Series
SB 0908 101Y-153Y



SB 0908 1R5M-820M



SB0906, SB0908 SERIES

Shielded SMD Power Inductors

FEATURES

- Magnetic Shielded Surface Mount Inductor with High Current Rating.
- Low Resistance to Keep Power Loss Minimum.

OPTIONS

- Tape & Reel is Standard (Qty:SB0906: 600pcs, SB0908:400pcs)
- Bulk packaging Available for Smaller Quantities
- Tolerance: M=20%, Y=15% is Standard, Lower Tolerances Available

APPLICATIONS

- Excellent for power line DC-DC conversion
- Applications used in power switching
- Personal computers and other Handheld electronic equipment

Part Number SB0906	Inductance μH	Q ref.	Test Freq		SRF MHZ Nom.	DCR Ohm max.	IDC A max.	Part Number SB0908	Inductance μH	Q ref.	Test Freq		SRF MHZ Nom.	DCR Ohm max.	IDC A max.
			L	Q							L	Q			
102Y	1000.0 \pm 15%	100	1K	0.252 M	2.30	4.00	0.220	1R5M	1.50 \pm 20%	20	1K	7.960 M	65.0	0.014	5600
122Y	1200.0 \pm 15%	100	1K	0.252 M	2.30	4.40	0.200	2R7M	2.70 \pm 20%	20	1K	7.960 M	50.0	0.019	4800
152Y	1500.0 \pm 15%	100	1K	0.252 M	2.00	5.20	0.180	3R9M	3.90 \pm 20%	20	1K	7.960 M	35.0	0.021	4400
182Y	1800.0 \pm 15%	100	1K	0.252 M	1.70	7.00	0.170	5R6M	5.60 \pm 20%	18	1K	7.960 M	25.0	0.027	3800
222Y	2200.0 \pm 15%	100	1K	0.252 M	1.50	8.50	0.160	7R5M	7.50 \pm 20%	18	1K	7.960 M	15.0	0.032	3400
272Y	2700.0 \pm 15%	100	1K	0.252 M	1.40	9.20	0.140	100M	10.00 \pm 20%	33	1K	2.520 M	11.0	0.040	3000
332Y	3300.0 \pm 15%	100	1K	0.252 M	1.30	11.0	0.120	120M	12.00 \pm 20%	40	1K	2.520 M	11.0	0.050	2500
392Y	3900.0 \pm 15%	100	1K	0.252 M	1.20	16.0	0.110	150M	15.00 \pm 20%	45	1K	2.520 M	8.50	0.065	2200
472Y	4700.0 \pm 15%	100	1K	0.252 M	1.00	19.0	0.100	180M	18.00 \pm 20%	40	1K	2.520 M	8.50	0.075	2000
562Y	5600.0 \pm 15%	100	1K	0.252 M	0.90	21.0	0.090	220M	22.00 \pm 20%	35	1K	2.520 M	6.00	0.080	1900
682Y	6800.0 \pm 15%	100	1K	0.252 M	0.90	24.0	0.090	270M	27.00 \pm 20%	45	1K	2.520 M	6.00	0.090	1800
822Y	8200.0 \pm 15%	100	1K	0.252 M	0.80	31.0	0.080	330M	33.00 \pm 20%	40	1K	2.520 M	5.00	0.100	1700
103Y	10000.0 \pm 15%	100	1K	79.60 K	0.70	38.0	0.070	390M	39.00 \pm 20%	45	1K	2.520 M	5.00	0.135	1500

Materials:

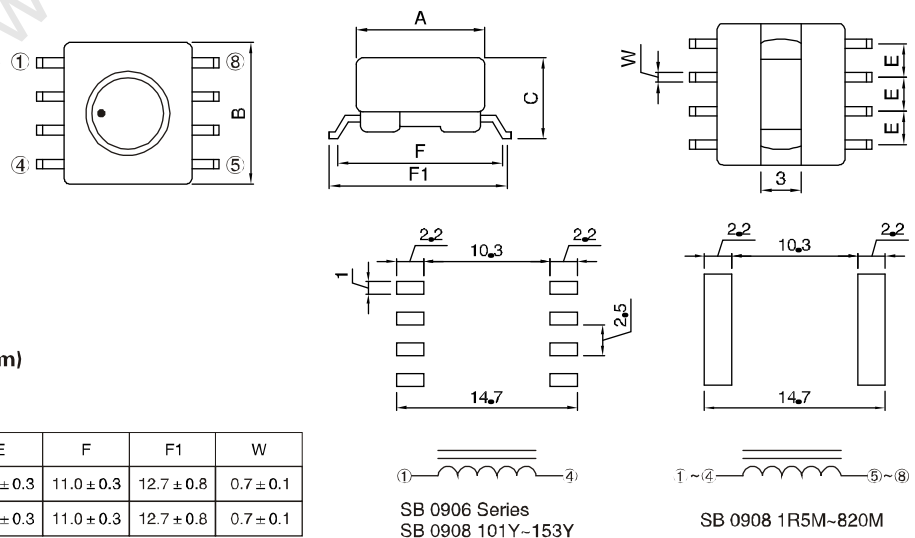
1. Core: Ferrite DR Core & RI Core
2. Wire: Enamelled Copper Wire
3. Base: LCP E4008
4. Terminal: Tinned Copper Plate
5. Adhesive: Epoxy Resin

General Specification:

1. Storage Temperature: $-40^{\circ}\text{C} - +125^{\circ}\text{C}$
2. Operation Temperature: $-40^{\circ}\text{C} - +105^{\circ}\text{C}$
3. Rated Current: Base on Temperature & $\Delta L/L_{0A}=10\%$ max
4. Resistance to solder heat: $260^{\circ}\text{C}, 10$ secs.

Dimensions(mm)

Series	A	B	C	E	F	F1	W
SB0906	9.50 \pm 0.3	10.50+0	6.00 \pm 0.3	2.50 \pm 0.3	11.0 \pm 0.3	12.7 \pm 0.8	0.7 \pm 0.1
SB0908	9.50 \pm 0.3	10.50+0	7.50 \pm 0.3	2.50 \pm 0.3	11.0 \pm 0.3	12.7 \pm 0.8	0.7 \pm 0.1





SB0906, SB0908 SERIES

Shielded SMD Power Inductors

FEATURES

- Magnetic Shielded Surface Mount Inductor with High Current Rating.
- Low Resistance to Keep Power Loss Minimum.

OPTIONS

- Tape & Reel is Standard (Qty:SB0906: 600pcs, SB0908:400pcs)
- Bulk packaging Available for Smaller Quantities
- Tolerance: M=20%, Y=15% is Standard, Lower Tolerances Available

APPLICATIONS

- Excellent for power line DC-DC conversion
- Applications used in power switching
- Personal computers and other Handheld electronic equipment

Part Number SB0908	Inductance μ H	Q ref.	Test Freq		SRF MHZ Nom.	DCR Ohm max.	IDC A max.	Part Number SB0908	Inductance μ H	Q ref.	Test Freq		SRF MHZ Nom.	DCR Ohm max.	IDC A max.
			L	Q							L	Q			
470M	47.00 \pm 20%	40	1K	2.520 M	4.00	0.150	1400	561Y	560.00 \pm 15%	35	1K	0.796 M	2.20	1.500	380
560M	56.00 \pm 20%	35	1K	2.520 M	3.00	0.165	1350	681Y	680.00 \pm 15%	30	1K	0.796 M	2.00	1.700	350
680M	68.00 \pm 20%	30	1K	2.520 M	2.50	0.184	1250	821Y	820.00 \pm 15%	35	1K	0.796 M	1.90	2.200	320
820M	82.00 \pm 20%	30	1K	2.520 M	2.40	0.260	1050	1 02Y	1000.00 \pm 15%	85	1K	0.252 M	1.80	2.500	300
1 01Y	100.00 \pm 15%	40	1K	0.796 M	6.00	0.280	1000	152Y	1500.00 \pm 15%	120	1K	0.252 M	1.30	4.000	250
1 21Y	120.00 \pm 15%	42	1K	0.796 M	5.70	0.340	900	222Y	2200.00 \pm 15%	95	1K	0.252 M	1.00	5.000	200
1 51Y	150.00 \pm 15%	45	1K	0.796 M	4.60	0.450	800	332Y	3300.00 \pm 15%	95	1K	0.252 M	0.90	8.000	150
1 81Y	180.00 \pm 15%	35	1K	0.796 M	4.20	0.500	700	472Y	4700.00 \pm 15%	90	1K	0.252 M	0.80	12.00	120
221Y	220.00 \pm 15%	35	1K	0.796 M	3.80	0.600	650	682Y	6800.00 \pm 15%	90	1K	0.252 M	0.60	16.50	100
271Y	270.00 \pm 15%	30	1K	0.796 M	3.40	0.700	600	822Y	8200.00 \pm 15%	85	1K	0.252 M	0.50	24.00	97
331Y	330.00 \pm 15%	30	1K	0.796 M	3.00	0.800	550	103Y	10000.00 \pm 15%	110	1K	79.60 K	0.50	26.00	95
391Y	390.00 \pm 15%	33	1K	0.796 M	2.60	1.000	500	153Y	15000.00 \pm 15%	130	1K	79.60 K	0.40	40.00	75
471Y	470.00 \pm 15%	30	1K	0.796 M	2.30	1.150	450								

• Materials:

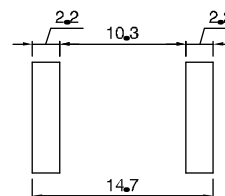
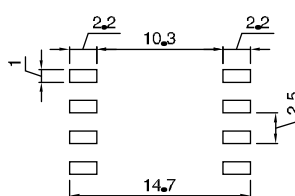
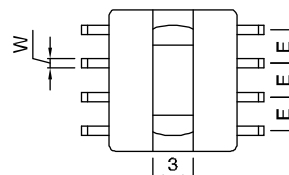
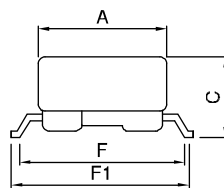
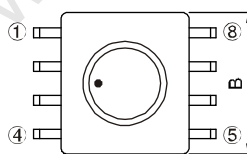
1. Core: Ferrite DR Core & RI Core
2. Wire: Enamelled Copper Wire
3. Base: LCP E4008
4. Terminal: Tinned Copper Plate
5. Adhesive: Epoxy Resin

• General Specification:

1. Storage Temperature: $-40^{\circ}\text{C} - +125^{\circ}\text{C}$
2. Operation Temperature: $-40^{\circ}\text{C} - +105^{\circ}\text{C}$
3. Rated Current: Base on Temperature & $\Delta L/L0A=10\%$ max
4. Resistance to solder heat: 260°C , 10 secs.

Dimensions(mm)

Series	A	B	C	E	F	F1	W
SB0906	9.50 \pm 0.3	10.50+0	6.00 \pm 0.3	2.50 \pm 0.3	11.0 \pm 0.3	12.7 \pm 0.8	0.7 \pm 0.1
SB0908	9.50 \pm 0.3	10.50+0	7.50 \pm 0.3	2.50 \pm 0.3	11.0 \pm 0.3	12.7 \pm 0.8	0.7 \pm 0.1



SB 0906 Series
SB 0908 101Y-153Y



SB 0908 1R5M-820M