



# STR30-38 SERIES

## SMD Toroidal Choke

### FEATURES

- Higher Frequency
- High Saturation Material
- Low EMI Radiation
- Pick and Place
- Low DC Resistance

### OPTIONS

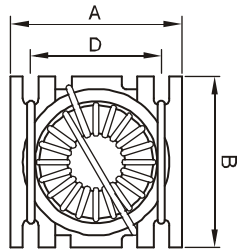
- Packaging:Tape & Reel is standard (Qty:2000pcs)
- Bulk packaging available for smaller quantities
- Tolerance:10% and 5% is standard
- Lower tolerances available

### APPLICATIONS

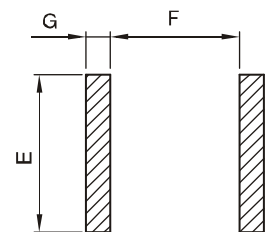
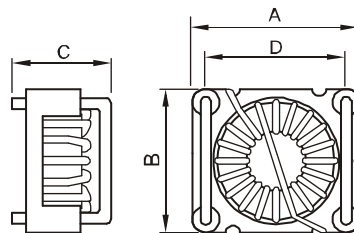
- Electronic Appliances
- DC-DC Conversion (Paraller Mode)
- Isolation/Coupling(Transformer)
- Input Filter(Serial Mode)
- EMI/RFI Suppression

Part Number	L $\mu$ H 100KHz	SRF MHz Typ.	DCR (mOhm) max.	IDC (A) max.	Part Number	L $\mu$ H 100KHz	SRF MHz Typ.	DCR (mOhm) max.	IDC (A) max.
STR30-8/90-1R8M	1.8	140	12	12	STR38-8/90-1R5M	1.5	133	9.3	18
STR30-8/90-3R3M	3.3	110	19.9	10	STR38-8/90-3R3M	3.3	73	18.7	12
STR30-8/90-6R8M	6.8	55	47.2	6.5	STR38-8/90-8R2M	8.2	24	63	7.5
STR30-8/90-220M	22	15	166	3.5	STR38-8/90-270M	27	12	290	4
STR30-8/90-101M	100	5	640	1.6	STR38-8/90-101M	100	4	657	8.8
STR30-18-2R7M	2.7	125	12	7.5	STR38-18-3R8M	3.8	133	9.3	5.8
STR30-18-5R2M	5.2	102	19.9	5.4	STR38-18-7R5M	7.5	73	18.7	3.5
STR30-18-120M	12	52	47.2	3.5	STR38-18-220M	22	34	63	2
STR30-18-350M	35	12	166	2	STR38-18-730M	73	5	290	0.98
STR30-18-171M	170	4	640	0.95	STR38-18-291M	290	2	657	6.5
STR30-52-3R6M	3.6	150	12	5	STR38-52-4R7M	4.7	133	9.3	4.4
STR30-52-6R8M	6.8	110	19.9	3.7	STR38-52-100M	10	62	18.7	2.4
STR30-52-150M	15	45	47.2	2.5	STR38-52-330M	33	25	63	1.4
STR30-52-470M	47	14	166	1.4	STR38-52-101M	100	5	290	0.71
STR30-52-221M	220	4.2	640	0.64	STR38-52-391M	390	133	657	6.2
STR30-M125-6R0M	6	95	12	4.6	STR38-M125-6R8M	6.8	58	9.3	4.2
STR30-M125-120M	12	75	19.9	3.4	STR38-M125-150M	15	18	18.7	2.6
STR30-M125-220M	22	50	47.2	2.4	STR38-M125-390M	39	4	63	1.6
STR30-M125-820M	82	10	166	1.3	STR38-M126-121M	120	1.2	290	0.74
STR30-M125-391M	390	3	640	0.6	STR38-M127-471M	470	1.8	657	2.1

Package A



Package B



LAND PATTERNS

- IDC Max:Determined when superimposed
  - Inductance test: HP4284A 10KHz 0.1V
  - RDC:QuadTech 1880 Milliohmmer
  - Operating temperature: -40°C to +105°C
  - Storage Temperature: -40°C to +105°C
  - Solder methods: Vapor Phase, Infrared Reflow
  - Resistance to soldering heat:260°C for 10 seconds
  - Solvent resistance: Conforms to MIL-STD-202E
  - Marking: Inductance & Tolerance
- Note:All specifications subject to change without notice.

DIMENSIONS IN:mm

Part number	A	B	C	D	E	F	G
STR30	11.05Max	11.18Max	9.50Max	8.89	10.16	9.14	1.52
STR38	14.22Max	14.35Max	9.50Max	11.43	13.21	11.68	1.52

Note:All specifications subject to change without notice.