



LGB0606 SERIES

Through Hole Radial Epoxy Coated Inductor

FEATURES

- Ferrite Core
- Wire-wound construction
- Epoxy Coated
- High reliability
- Ideal for automatic insertion
- Small size, Low Cost

OPTIONS

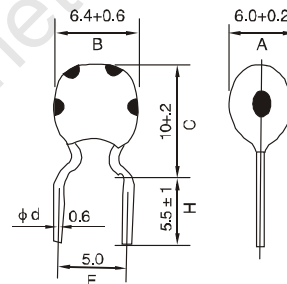
- Packaging: Tape & Reel is Standard (Qty: 5000 pcs)
- Bulk packaging available for smaller quantities
- Tolerance: 10% is standard
- Lower tolerances available.

APPLICATIONS


- VCRs
- Automotive Systems
- Computer Peripheral Equipment
- Televisions
- Electronic Games
- Mobile Communications Equipment
- General Electronic Applications

Part number	L μ H	Tol.	L•Q MHz	Q min	SRF MHz Min.	DCR Ohm Max.	IDC mA
LGB0606-R22K	0.22	$\pm 20\%$	25.2	50	150	0.15	816
LGB0606-R27K	0.27	$\pm 20\%$	25.2	50	150	0.15	816
LGB0606-R33K	0.33	$\pm 20\%$	25.2	50	150	0.15	816
LGB0606-R39K	0.39	$\pm 20\%$	25.2	50	130	0.15	816
LGB0606-R47K	0.47	$\pm 20\%$	25.2	50	130	0.15	816
LGB0606-R56K	0.56	$\pm 20\%$	25.2	50	130	0.20	707
LGB0606-R68K	0.68	$\pm 20\%$	25.2	50	120	0.20	707
LGB0606-R82K	0.82	$\pm 20\%$	25.2	50	120	0.20	707
LGB0606-1R0K	1.0	$\pm 10\%$	7.96	50	100	0.20	707
LGB0606-1R2K	1.2	$\pm 10\%$	7.96	50	85	0.20	707
LGB0606-1R5K	1.5	$\pm 10\%$	7.96	50	70	0.22	674
LGB0606-1R8K	1.8	$\pm 10\%$	7.96	50	60	0.22	674
LGB0606-2R2K	2.2	$\pm 10\%$	7.96	50	55	0.25	632
LGB0606-2R7K	2.7	$\pm 10\%$	7.96	50	50	0.27	608
LGB0606-3R3K	3.3	$\pm 10\%$	7.96	50	45	0.30	577
LGB0606-3R9K	3.9	$\pm 10\%$	7.96	50	40	0.32	559
LGB0606-4R7K	4.7	$\pm 10\%$	7.96	50	35	0.35	534
LGB0606-5R6K	5.6	$\pm 10\%$	7.96	50	33	0.37	519
LGB0606-6R8K	6.8	$\pm 10\%$	7.96	50	27	0.40	500
LGB0606-8R2K	8.2	$\pm 10\%$	2.52	50	25	0.45	471
LGB0606-100K	10	$\pm 10\%$	2.52	50	20	0.80	353
LGB0606-120K	12	$\pm 10\%$	2.52	50	18	0.90	333
LGB0606-150K	15	$\pm 10\%$	2.52	50	17	1.00	316
LGB0606-180K	18	$\pm 10\%$	2.52	50	15	1.20	288
LGB0606-220K	22	$\pm 10\%$	2.52	50	13	1.40	267
LGB0606-270K	27	$\pm 10\%$	2.52	50	11	1.70	242
LGB0606-330K	33	$\pm 10\%$	2.52	50	10.5	2.00	223
LGB0606-390K	39	$\pm 10\%$	2.52	50	10	2.40	204
LGB0606-470K	47	$\pm 10\%$	2.52	50	9.5	2.70	192
LGB0606-560K	56	$\pm 10\%$	2.52	50	9	2.90	185
LGB0606-680K	68	$\pm 10\%$	2.52	50	8.5	3.10	179
LGB0606-820K	82	$\pm 10\%$	2.52	50	7.5	3.30	174
LGB0606-101K	100	$\pm 10\%$	0.796	45	6.8	3.30	174
LGB0606-121K	120	$\pm 10\%$	0.796	45	6.2	3.50	169
LGB0606-151K	150	$\pm 10\%$	0.796	45	5.7	3.70	164
LGB0606-181K	180	$\pm 10\%$	0.796	45	5.3	4.00	158
LGB0606-221K	220	$\pm 10\%$	0.796	45	4.0	5.20	138
LGB0606-271K	270	$\pm 10\%$	0.796	45	3.6	5.80	131
LGB0606-331K	330	$\pm 10\%$	0.796	45	3.3	6.50	124
LGB0606-391K	390	$\pm 10\%$	0.796	45	3.0	7.50	115
LGB0606-471K	470	$\pm 10\%$	0.796	45	2.8	8.0	111
LGB0606-561K	560	$\pm 10\%$	0.796	45	2.4	12.5	89
LGB0606-681K	680	$\pm 10\%$	0.796	45	2.2	14.0	84
LGB0606-821K	820	$\pm 10\%$	0.796	45	2.0	15.5	80
LGB0606-102K	1000	$\pm 10\%$	0.252	40	1.8	18.5	73
LGB0606-122K	1200	$\pm 10\%$	0.252	30	1.7	29.0	58
LGB0606-152K	1500	$\pm 10\%$	0.252	30	1.5	34.0	54
LGB0606-182K	1800	$\pm 10\%$	0.252	30	1.4	37.0	51
LGB0606-222K	2200	$\pm 10\%$	0.252	30	1.2	42.0	48

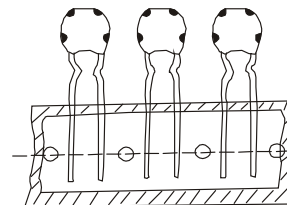
- Testing:(Equivalent acceptable)
Inductance-HP 4342A
RDC:QuadTech 1880 Milliohmmer
Q-HP4342A
SRF-HP 4191A
- IDC Max:The maximum DC value having inductance decrease within 10% and temperature increase within 20°C by the application of DC Bias
- Operating temperature:-25°C to +105°C
- Storage temperature:-40°C to + 85°C
- Solderability: Temperature @ 230°C $\pm 5^\circ$ C for 2 seconds
- Marking:inductance value



- (1) Type
- (2) Outside
- (3) Length
- (4) formed Type
- (5) Nominal Inductance
- (6) inductance Tolerance
- (7) Tape



SK SS



T

1、Ordering Code

LGB	06	06	SS	101	k	T
(1)	(2)	(3)	(4)	(5)	(6)	(7)

Note: 1 K = $\pm 10\%$, M = $\pm 20\%$